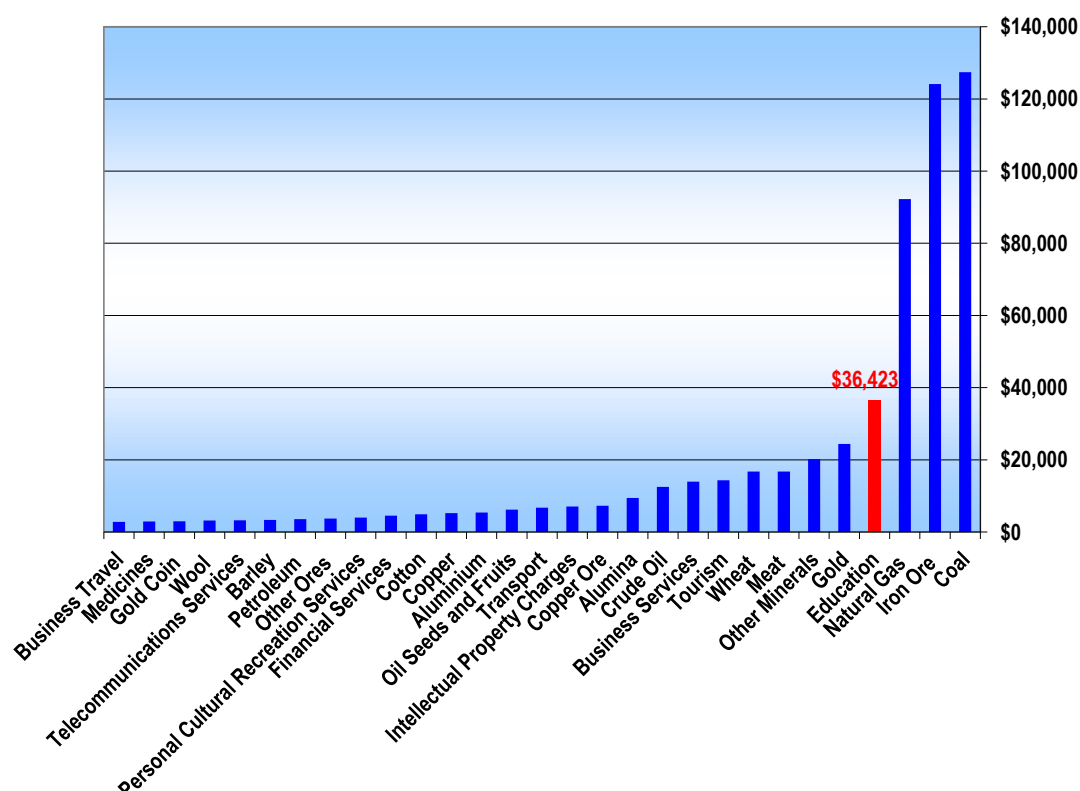


Education as an Export for Australia

Education as an Export 2022/23

Education in financial year 2022/23 was Australia's fourth largest export behind Coal, Iron Ore and Natural Gas, more valuable than Gold.

Chart 1
Australia's Top Exports 2022/23 (\$ millions)



In 2019, prior to the pandemic, from the Reserve Bank of Australia

Australia's education exports totalled \$40 billion in 2019. This included \$17 billion in tuition fees paid by international students and \$23 billion in international students' living expenses while they studied in Australia. China has accounted for one third of Australia's education exports over the past few years¹.

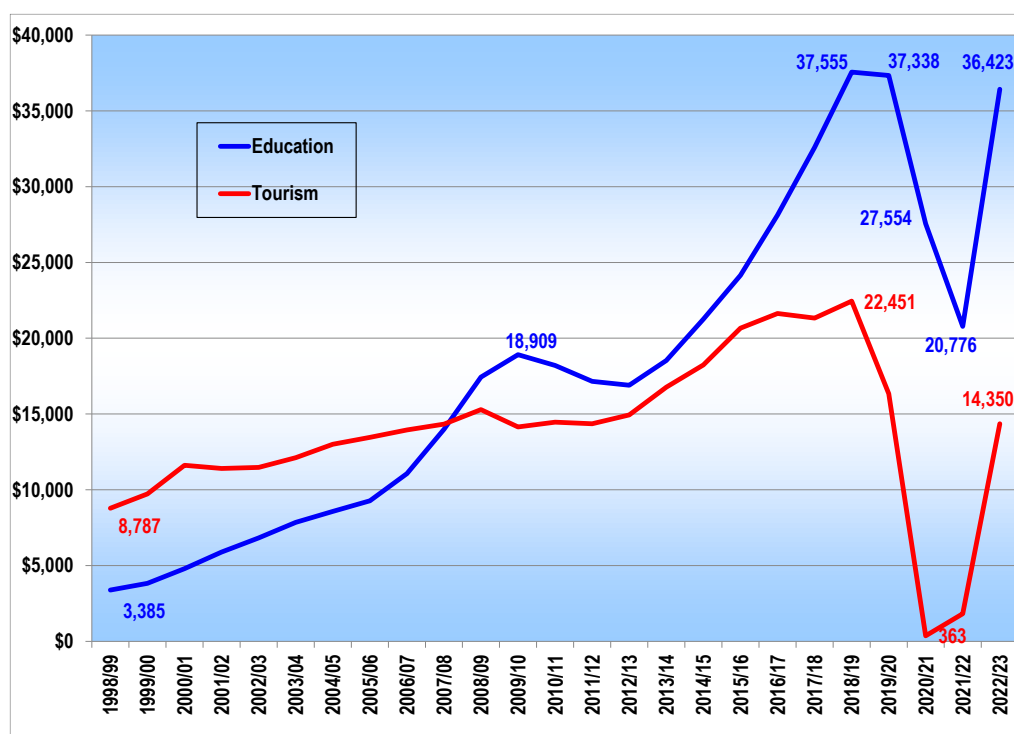
In March 2020, Australia closed its borders to non-citizens and non-residents in order to limit the spread of COVID-19 into Australia. It was not until December 2021 that fully vaccinated international students were able to enter Australia. From February 2022, Australia reopened its borders.

After the value of Education as an export for Australia nearly halved, from \$37.555 billion in 2018/19 to \$20.776 billion in 2021/22, the value bounced back to \$36.4 billion in 2022/23, up 75% from a year earlier, and just 3% lower than the pre-pandemic peak in 2018/19.

In those same years, the value of Tourism as an export for Australia fell more sharply, from \$22.451 billion in 2018/19 to \$0.363 billion in 2020/21, then rose to \$14.350 billion in 2022/23.

¹ <https://www.rba.gov.au/publications/bulletin/2020/dec/the-covid-19-outbreak-and-australias-education-and-tourism-exports.html>

Chart 2
Education and Tourism as Exports: 1998/99 to 2022/23 (\$ millions)



As noted above, Education in 2022/23 is Australia's fourth largest export, behind Coal, Iron Ore and Natural Gas, more valuable than Gold. George Megalogenis in 2012 depicted Australia as a quarry with a view², a minerals rich continent with a physical environment attractive to international tourists. Perhaps Australia in 2024 is a quarry with a campus.

Table 1
Australia's Top Exports 2018/19 to 2022/23 (\$ billions)

	2018/9	Rank	2022/23	Rank
Coal	69.6	2	127.4	1
Iron Ore	77.4	1	124.2	2
Natural Gas	49.7	3	92.2	3
Education	37.6	4	36.4	4
Gold	18.9	6	24.4	5
Tourism	22.5	5	14.4	9

Education in 2022/23 was Australia's fourth largest export. Education in 2022/23 was the second largest export for NSW, the largest export for Victoria, the third largest export for Queensland, the second largest export for South Australia and the largest export for ACT.

² George Megalogenis, **The Australian Moment** (Camberwell: Hamish Hamilton, 2012), p. 2

Table 2
Education as an Export
Australia, States and Territories 2022/23

	2022/23	Rank
	\$ billions	
NSW	13.124	2
Victoria	11.489	1
Queensland	5.257	3
South Australia	2.477	2
Western Australia	2.372	10
Tasmania	0.421	4
Northern Territory	0.183	7
ACT	1.100	1
Australia	36.423	4

Charts for Australia, States and Territories are attached.

In respect of the States and Territories, there is an important note. Natural Gas is Australia's third largest export, valued at \$92.2 billion in 2022/23. But the Australian Bureau of Statistics has advised that Natural Gas is confidential at the state level. Consequently, the value of Natural Gas exports is not included in data for any state or territory.

All export figures in this paper have been derived from the Australian Bureau of Statistics (ABS) as noted and referenced on the final page.

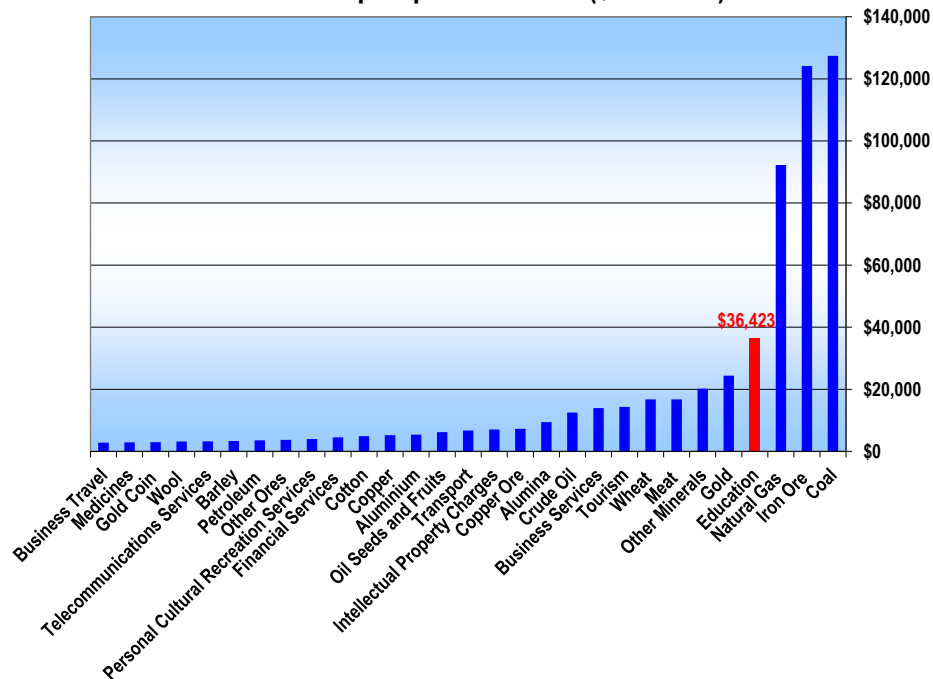
Alan Olsen
 Director, Strategy Policy and Research in Education P/L
www.spre.com.au

9 January 2024

Australia

The value of Education as an export for Australia was \$26.590 billion in 2022/23. Education was Australia's fourth largest export behind Coal, Iron Ore and Natural Gas.

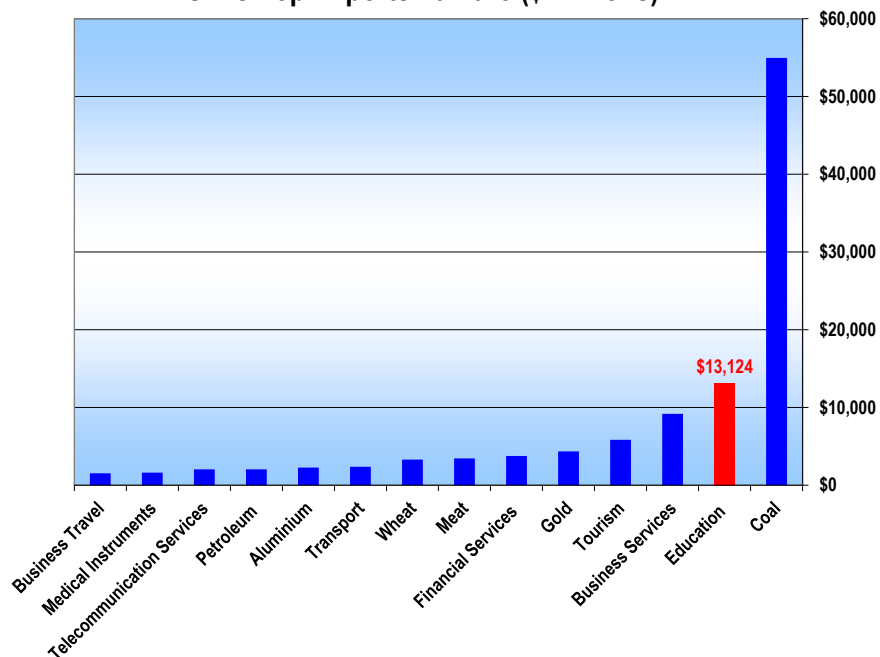
Chart 3
Australia's Top Exports 2022/23 (\$ millions)



NSW

The value of Education as an export for NSW was \$13.124 billion in 2022/23. Education is the state's second largest export behind Coal.

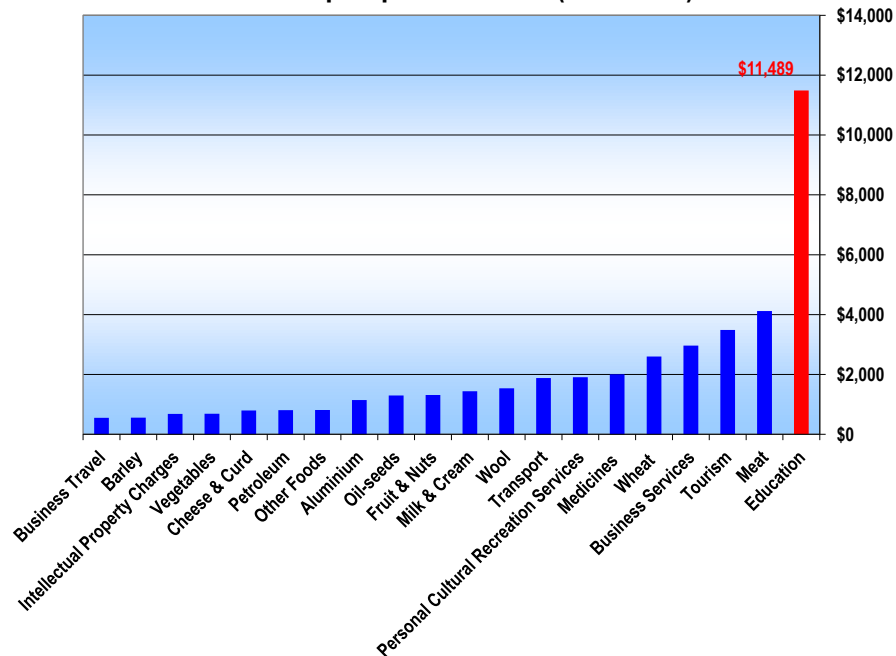
Chart 4
NSW's Top Exports 2022/23 (\$ millions)



Victoria

The value of Education as an export for Victoria was \$11.489 billion in 2022/23. Education remains the state's largest export.

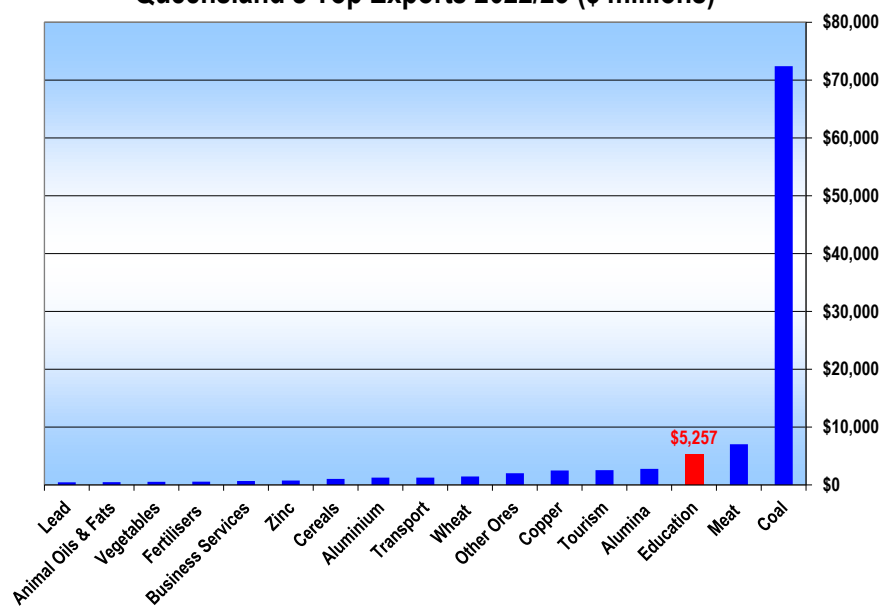
Chart 5
Victoria's Top Exports 2022/23 (\$ millions)



Queensland

The value of Education as an export for Queensland was \$5.257 billion in 2022/23. Education remains the state's third largest export, a long way behind Coal, and behind Meat.

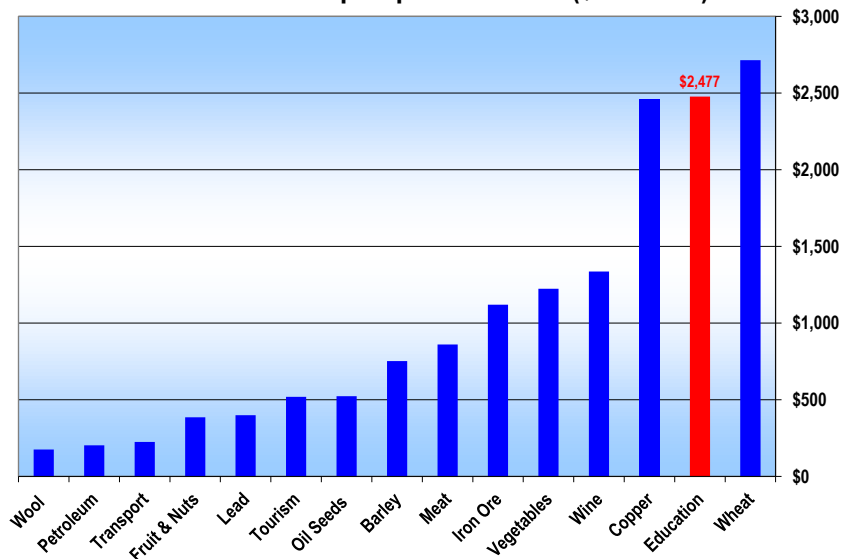
Chart 6
Queensland's Top Exports 2022/23 (\$ millions)



South Australia

The value of Education as an export for SA was \$2.477 billion in 2022/23. Education is the second largest export for South Australia, behind Wheat, just ahead of Copper.

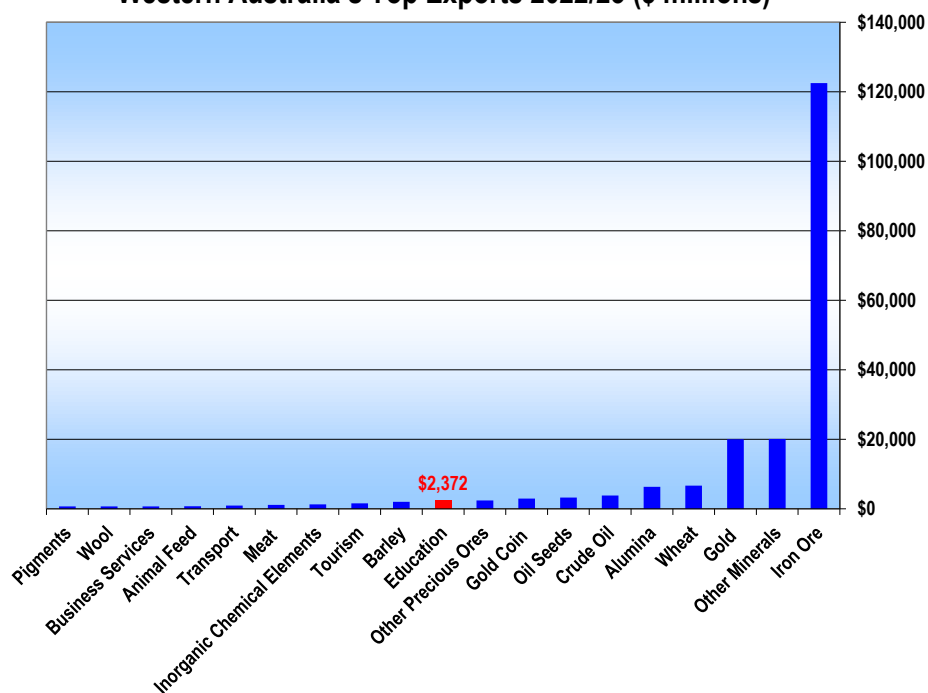
Chart 7
South Australia's Top Exports 2022/23 (\$ millions)



Western Australia

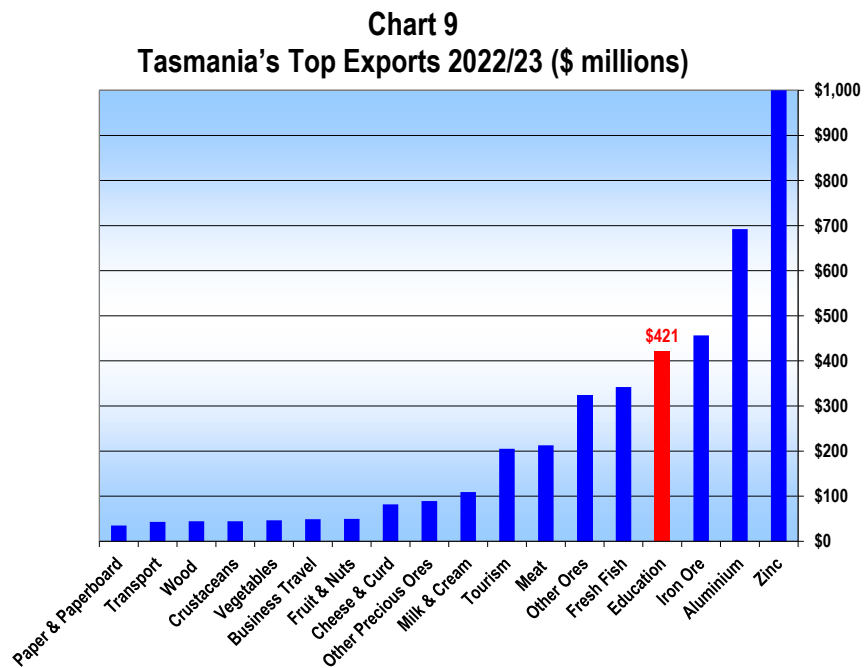
The value of Education as an export for WA was \$2.372 billion in 2022/23.

Chart 8
Western Australia's Top Exports 2022/23 (\$ millions)



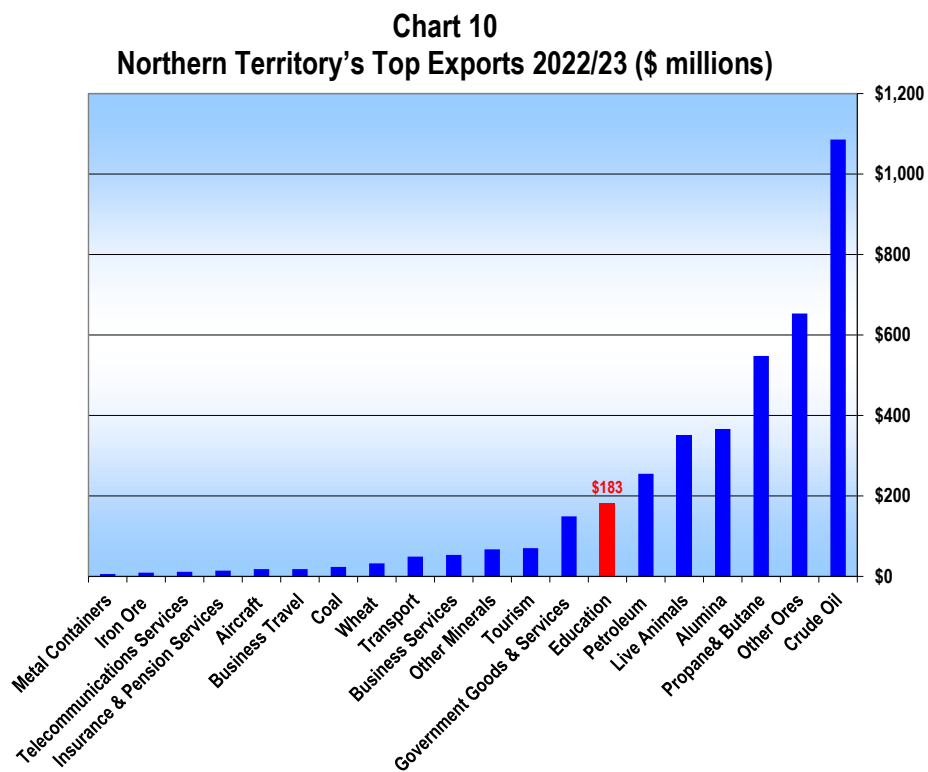
Tasmania

The value of Education as an export for Tasmania was \$421 million in 2022/23.



Northern Territory

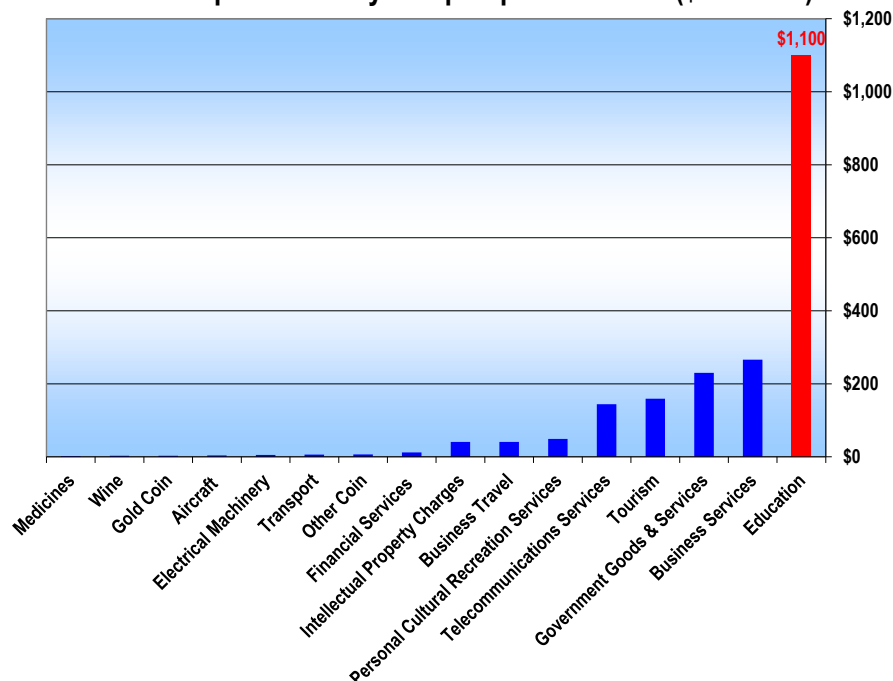
The value of Education as an export for Northern Territory was \$183 million in 2022/23.



ACT

The value of Education as an export for ACT was \$1,100 million in 2022/23. Education remains the territory's largest export.

Chart 11
Australian Capital Territory's Top Exports 2022/23 (\$ millions)



Methodology

The Australian Bureau of Statistics (ABS) released data on the value of services exports for the financial year 2022/23, by state and territory, and for Australia, in December 2023. Go to <https://www.abs.gov.au/statistics/economy/international-trade/international-trade-supplementary-information-financial-year/2022-23>. This analysis uses the services exports data for financial year 2022/23.

The value of merchandise exports is more complicated. At <https://explore.data.abs.gov.au/> go to **Economy**, go to **International Trade**, then to **Merchandise Exports by Commodity (SITC), Country and State**. Then customisation by State of Origin (including Total) and by Time (monthly from July 2022 to June 2023) produces data that can be exported into spreadsheets.

These spreadsheets, combining both services exports and merchandise exports, then require substantial editing and sorting to generate rankings of key merchandise and services exports for each state and territory and for Australia.