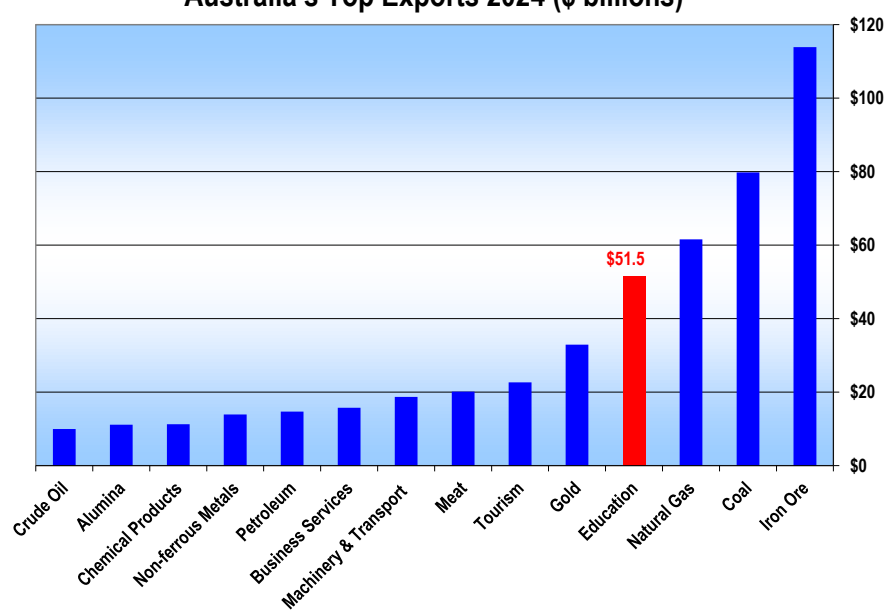


Education as an Export for Australia

Education as an Export 2024

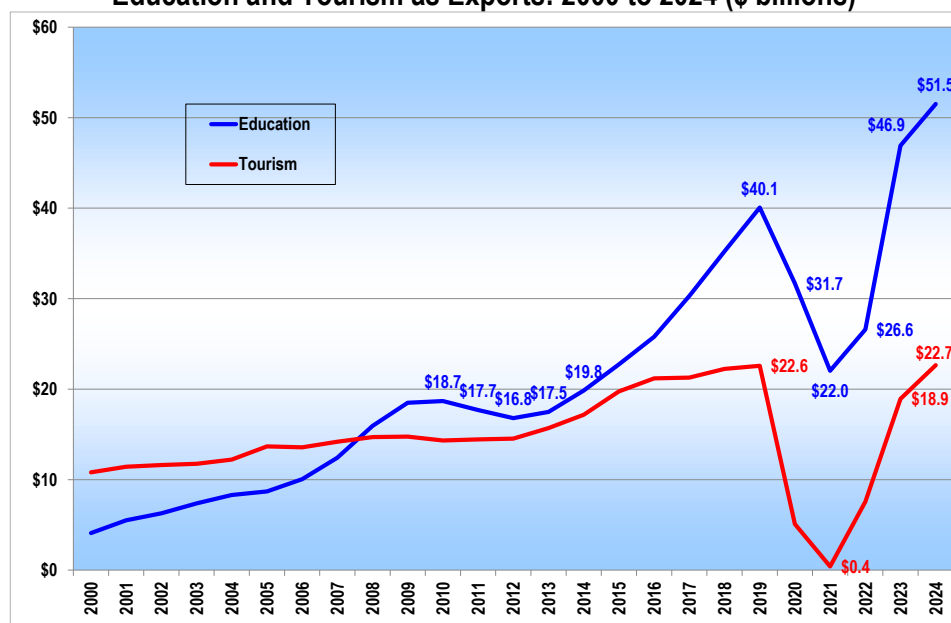
Ahead of the third perfect storm, Education in calendar year 2024 was Australia's fourth largest export behind Iron Ore, Coal and Natural Gas, more valuable than Gold. Education remains the only top export that captures Australia as more than a *quarry with a view*¹.

Chart 1
Australia's Top Exports 2024 (\$ billions)



The value of education as an export for Australia was at an all-time peak \$51.5 billion in calendar year 2024.

Chart 2
Education and Tourism as Exports: 2000 to 2024 (\$ billions)



¹ George Megalogenis, *The Australian Moment* (Camberwell: Hamish Hamilton, 2012), p. 2.

But, ahead of the third perfect storm, the value of education as an export was flat in second semester 2024.

The Australian Bureau of Statistics releases data for financial years and calendar years. The value of education as an export in calendar year 2024 was \$51.518, from \$51.032 billion in financial year 2023/24, indicating there was virtually no growth in second semester 2024.

For Australia, Education in 2024 was Australia's fourth largest export.

Table 1
Australia's Top Exports 2019 to 2024 (\$ billions)

	2019	Rank	2024	Rank
Iron Ore	96.2	1	113.8	1
Coal	63.9	2	79.8	2
Natural Gas	50.1	3	61.6	3
Education	40.1	4	51.5	4
Gold	23.4	5	32.9	5
Tourism	22.6	6	22.7	6

Education in 2024 was the second largest export for NSW, the largest export for Victoria, the third largest export for Queensland, the largest export for South Australia and the largest export for ACT.

Table 2
Education as an Export
Australia, States and Territories 2024

	2024	Rank
	\$ billions	
NSW	19.46	2
Victoria	15.95	1
Queensland	6.85	3
South Australia	3.24	1
Western Australia	3.73	7
Tasmania	0.47	5
Northern Territory	0.27	8
ACT	1.56	1
Australia	51.52	4

Charts for Australia, States and Territories are attached.

In respect of the States and Territories, there is an important note. Natural Gas is Australia's third largest export, valued at \$61.6 billion in 2024. But the Australian Bureau of Statistics has advised that Natural Gas is confidential at the state level. Consequently, the value of Natural Gas exports is not included in data for any state or territory.

All export figures in this paper have been derived from the Australian Bureau of Statistics (ABS) as noted and referenced on the final page.

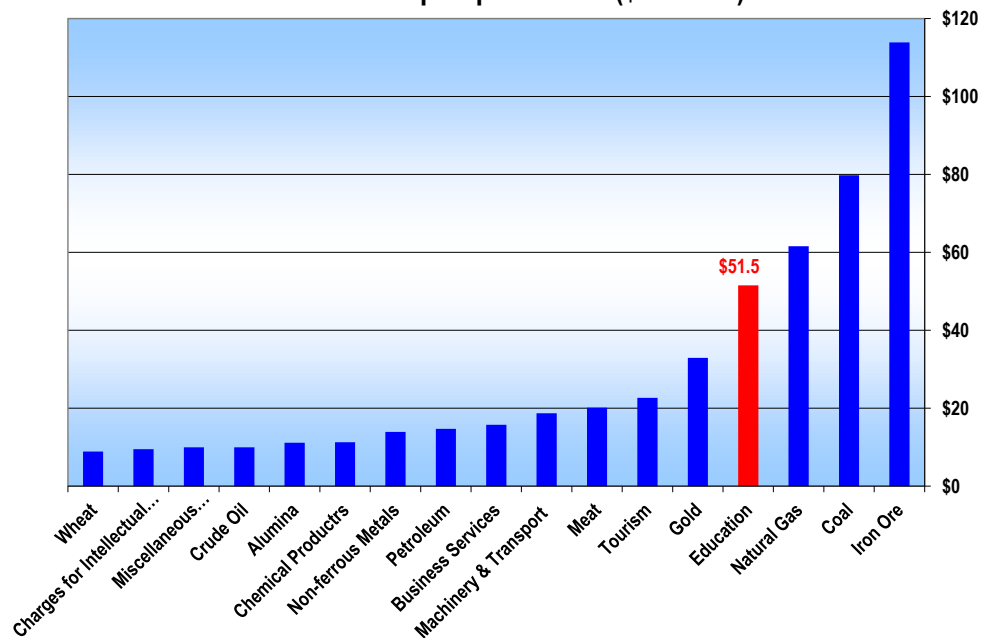
Alan Olsen
Director, Strategy Policy and Research in Education P/L
www.spre.com.au

12 May 2024

Australia

The value of Education as an export for Australia was \$51.5 billion in 2024. Education was Australia's fourth largest export behind Iron Ore, Coal and Natural Gas.

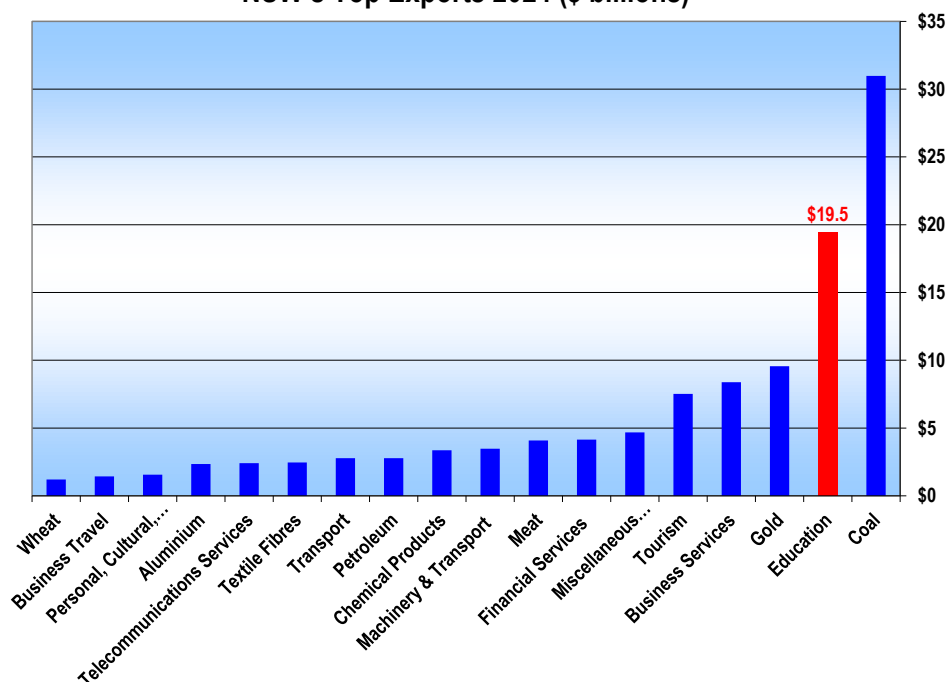
Chart 3
Australia's Top Exports 2024 (\$ billions)



NSW

The value of Education as an export for NSW was \$19.5 billion in 2024. Education is the state's second largest export behind Coal.

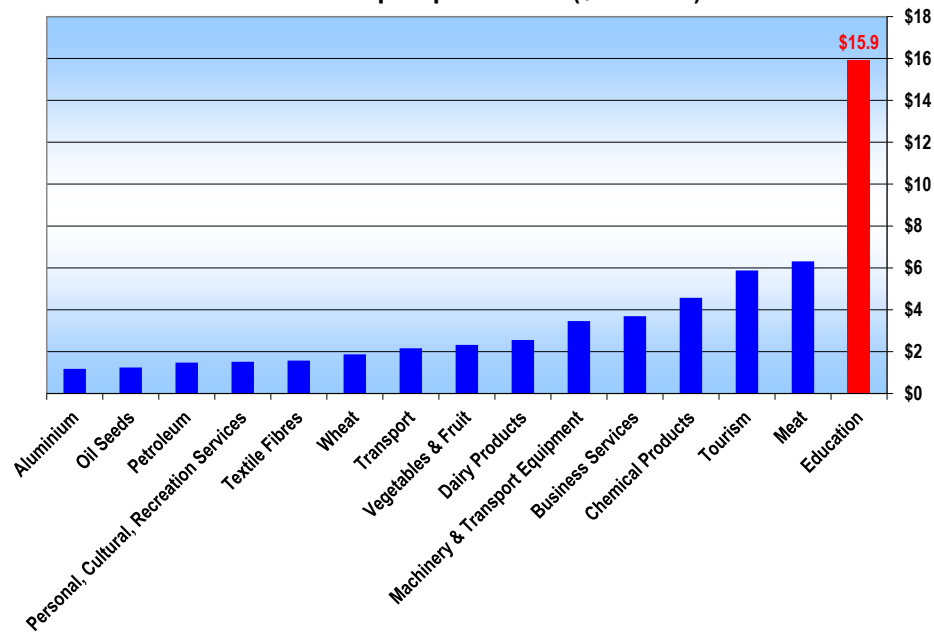
Chart 4
NSW's Top Exports 2024 (\$ billions)



Victoria

The value of Education as an export for Victoria was \$15.9 billion in 2024. Education remains the state’s largest export.

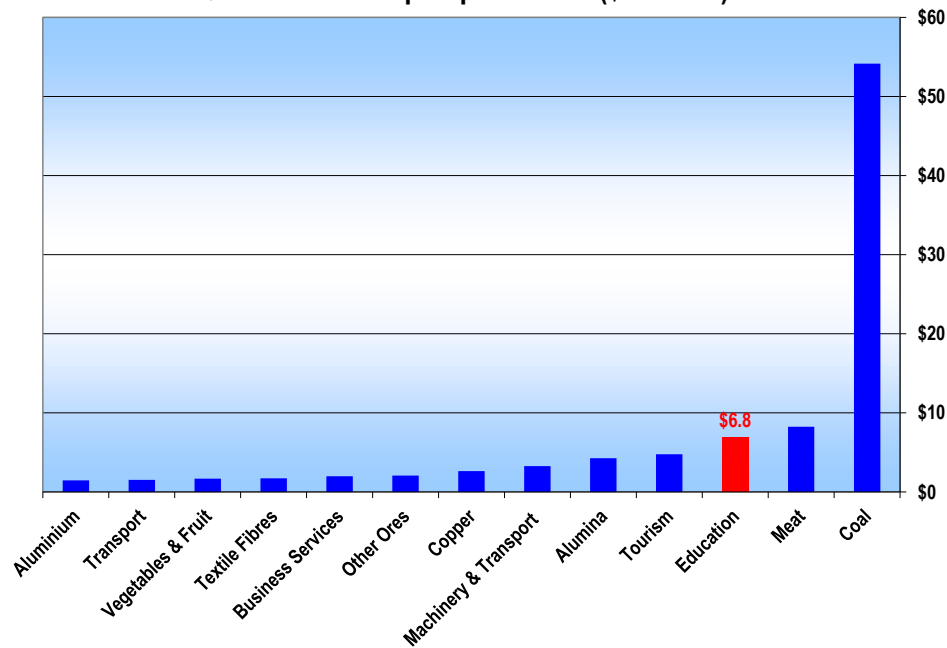
Chart 5
Victoria's Top Exports 2024 (\$ billions)



Queensland

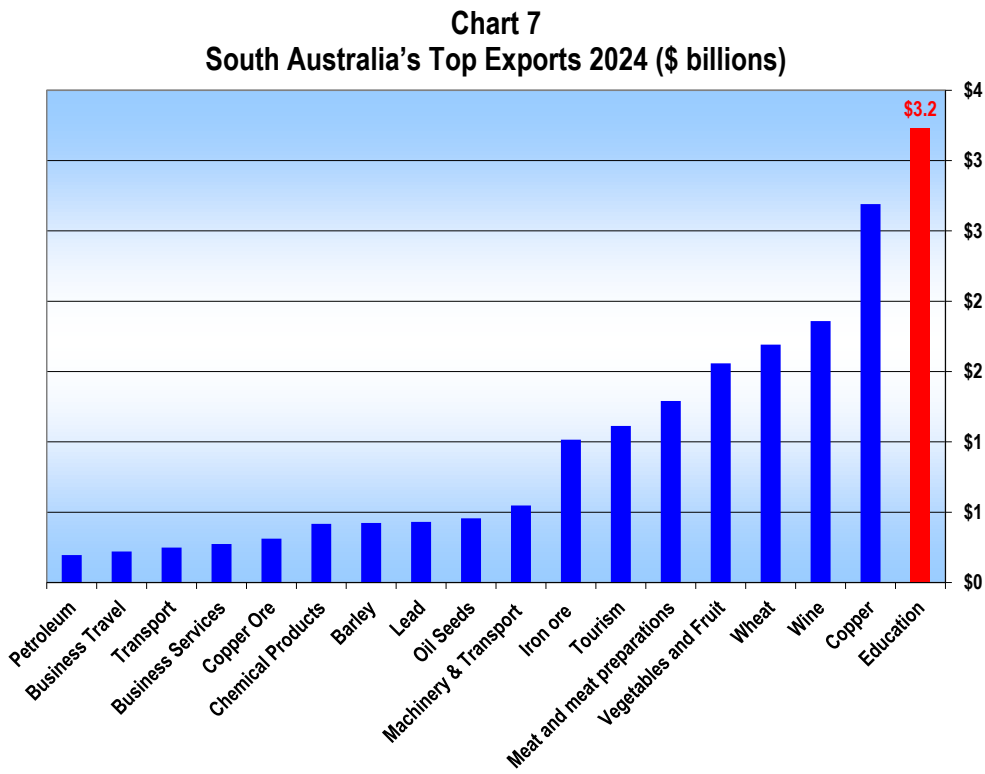
The value of Education as an export for Queensland was \$6.8 billion in 2024. Education remains the state’s third largest export, a long way behind Coal, and behind Meat.

Chart 6
Queensland's Top Exports 2024 (\$ billions)



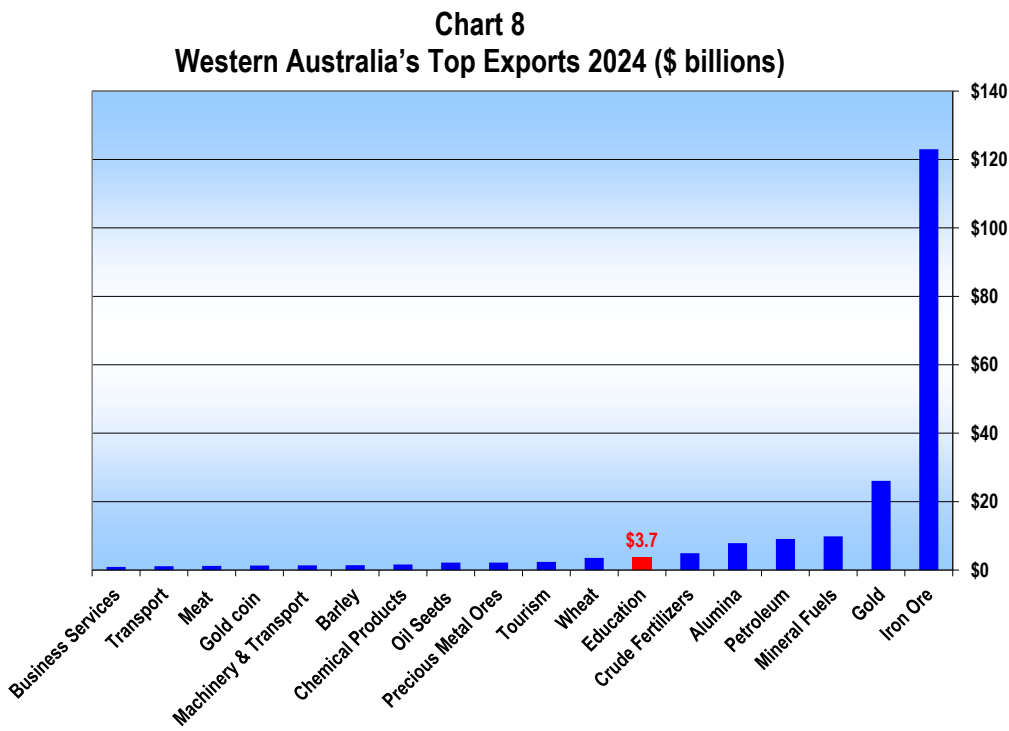
South Australia

The value of Education as an export for SA was \$3.2 billion in 2024. Education remains the largest export for South Australia.



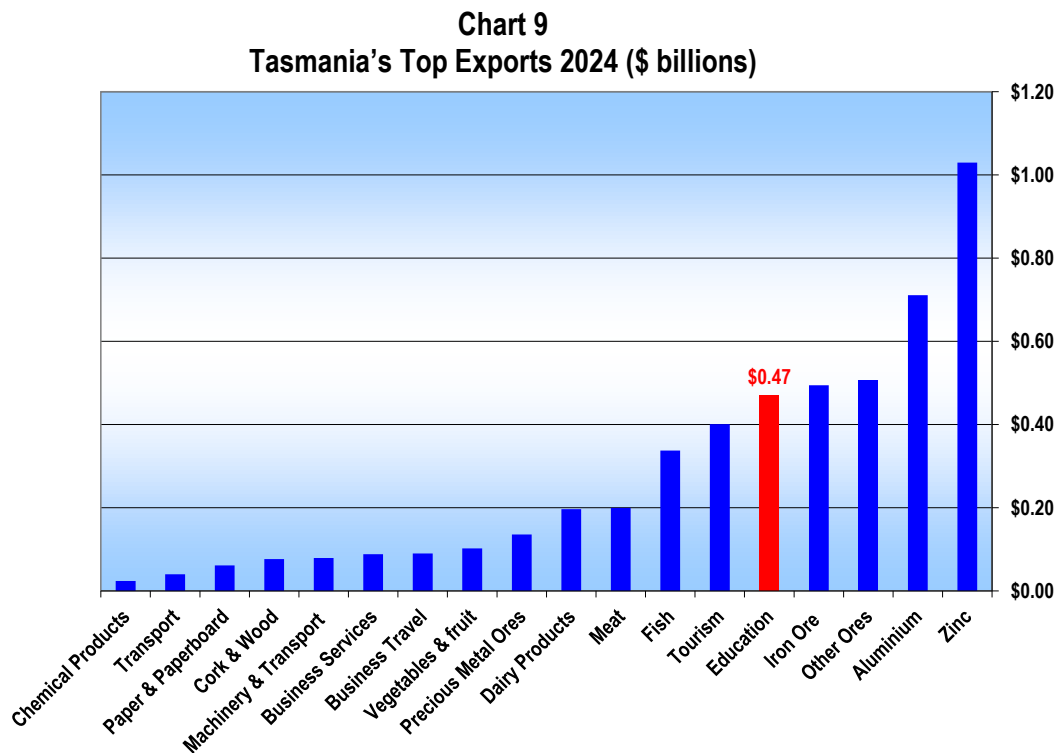
Western Australia

The value of Education as an export for WA was \$3.7 billion in 2024.



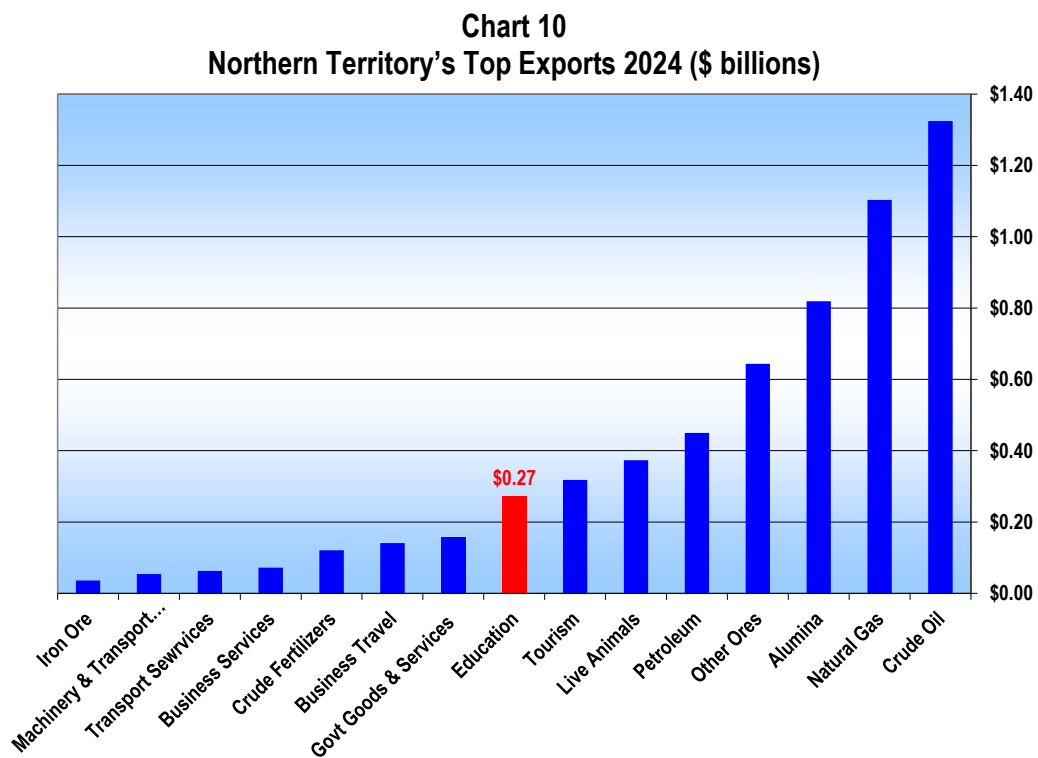
Tasmania

The value of Education as an export for Tasmania was \$470 million in 2024.



Northern Territory

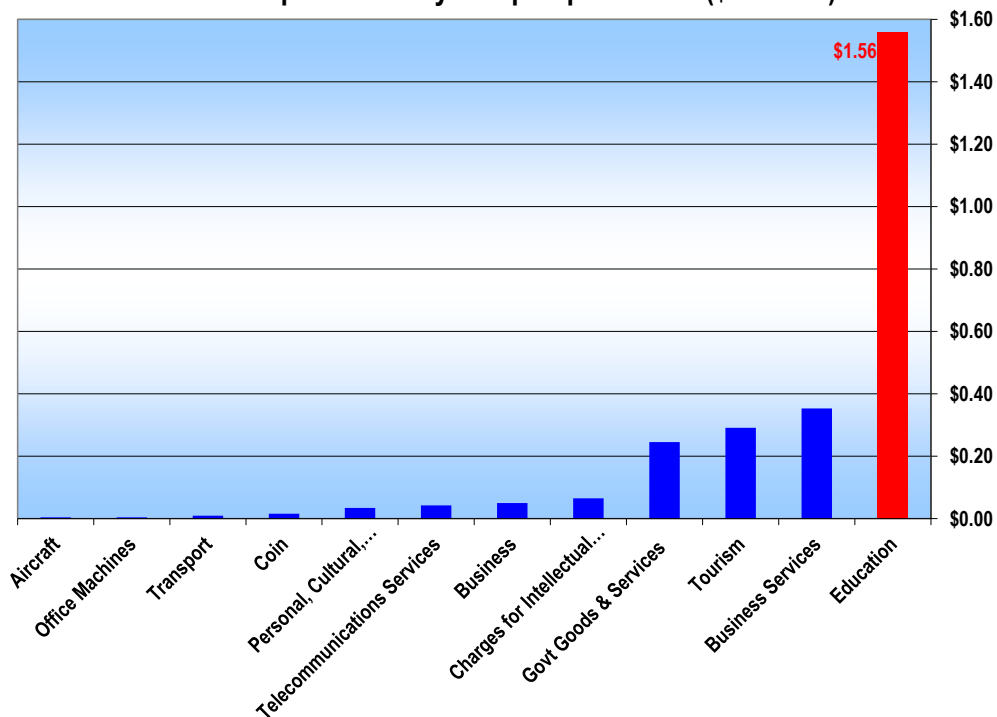
The value of Education as an export for Northern Territory was \$273 million in 2024.



ACT

The value of Education as an export for ACT was \$1.56 billion in 2024. Education remains the territory's largest export.

Chart 11
Australian Capital Territory's Top Exports 2024 (\$ billions)



Methodology

The Australian Bureau of Statistics (ABS) released data on the value of services exports for the calendar year 2023, by state and territory, and for Australia, on 29 April 2025. Go to <https://www.abs.gov.au/statistics/economy/international-trade/international-trade-supplementary-information-calendar-year/2024>. This analysis uses the services exports data for calendar year 2024.

The value of merchandise exports is more complicated. At <https://explore.data.abs.gov.au/> go to **Economy**, go to **International Trade**, then to **Merchandise Exports by Commodity (SITC), Country and State**. Then customisation by State of Origin (including Total) and by Time (monthly from January 2024 to December 2024) produces data that can be exported into spreadsheets.

These spreadsheets, combining both services exports and merchandise exports, then require substantial editing and sorting to generate rankings of key merchandise and services exports for each state and territory and for Australia.